

HARDWALL CLEANROOM SYSTEMS



HPC-ASI SERIES HARDWALL MODELS

PART NUMBER	DESCRIPTION	SIZE
HWCR-6-8-x	ASI-HARDWALL	72"W x 96"D x 96"H
HWCR-8-8-x	ASI-HARDWALL	96"W x 96"D x 96"H
HWCR-10-12-x	ASI-HARDWALL	120"W x 144"D x 96"H
HWCR-12-12-x	ASI-HARDWALL	144"W x 144"D x 96"H
HWCR-6-12-x	ASI-HARDWALL	72"W x 144"D x 96"H
HWCR-8-12-x	ASI-HARDWALL	96"W x 144"D x 96"H
HWCR-8-16-x	ASI-HARDWALL	96"W x 192"D x 96"H
HWCR-10-16-x	ASI-HARDWALL	120"W x 192"D x 96"H
HWCR-10-20-x	ASI-HARDWALL	120"W x 240"D x 96"H
HWCR-12-20-x	ASI-HARDWALL	144"W x 240"D x 96"H

We offer a wide range of lightweight all modular aluminum framed Hardwall Cleanroom Systems designed to meet your exact needs.

Our HPC-ASI series modular self-supporting Hardwall systems are available in a range of sizes and framing designs which can be used to isolate or divide working areas into smaller working zones. All systems are modular and expandable.

Hardwall wall panels are made from solid, clear, or combination type. Panels can also include air return grilles and service walls.



All our systems are installed quickly and are expandable to accommodate evolving technology requirements.

Contact your local technical representative for further details.



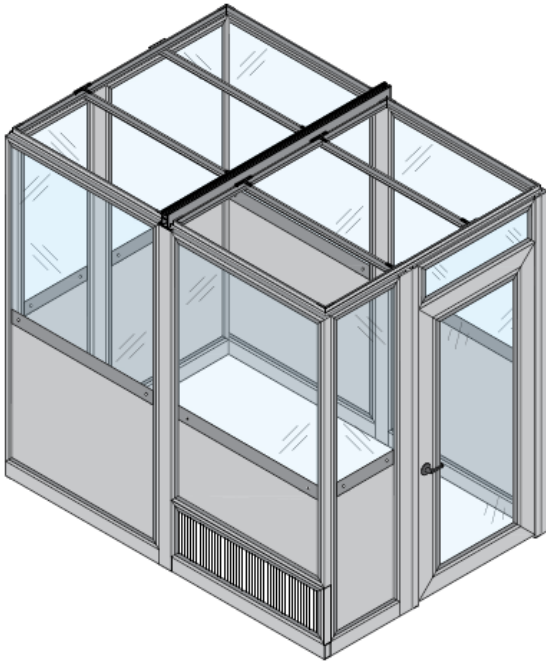
COMBINED ENGINEERING SOLUTIONS - ONE CREATIVE VISION

T: Ottawa : (613) 366-4984 – T: Toronto : (416) 477-4984 – F: (613) 831-4966

120 Terence Matthews Crescent, Unit F1, Ottawa, Ontario K2M 0J1

www.hepaireproducts.com

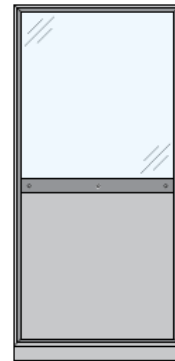
HARDWALL CLEANROOM SYSTEMS - DETAILS




STANDARD PANEL TYPE OPTIONS



W-C-T



W-CS-T




W-S-T




W-G-C-T



W-G-CS-T



W-G-S-T



COMBINED ENGINEERING SOLUTIONS - ONE CREATIVE VISION

T: Ottawa : (613) 366-4984 – T: Toronto : (416) 477-4984 – F: (613) 831-4966

120 Terence Matthews Crescent, Unit F1, Ottawa, Ontario K2M 0J1

www.hepaireproducts.com